



Cover 2:  
Magic Mink

Cover 4:  
Duchess Gold

Cover 3:  
Romance Diamond Mink

Cover 1:  
Kora Hazel

Cover 2:  
Romance Diamond Mink

Cover 1:  
Kora Hazel

Cover 1:  
Romance Diamond Mink

Chrome  
Feet

# Kora Collection

Colours represented are to be used as a guide only.  
Please refer to manufacturers swatch for a more accurate colour match.

Please note that colour shadings can vary slightly from each roll of fabric.  
We cannot guarantee a precise match to these samples or between cut lengths and upholstered goods.

foamflex™  
Award Winning Seating Technology

19/08/2019

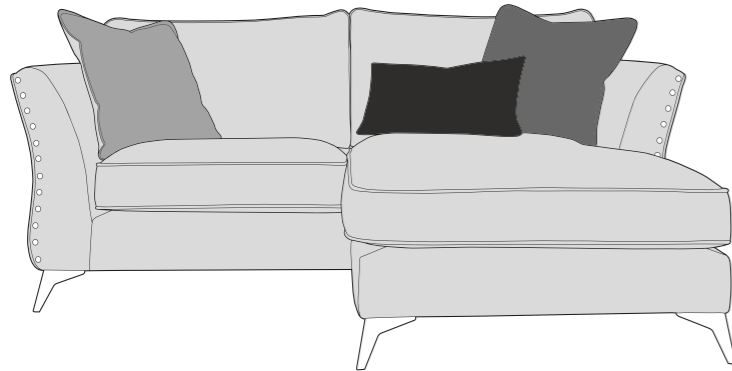


# KORA COVER GUIDE - STANDARD BACK ONLY

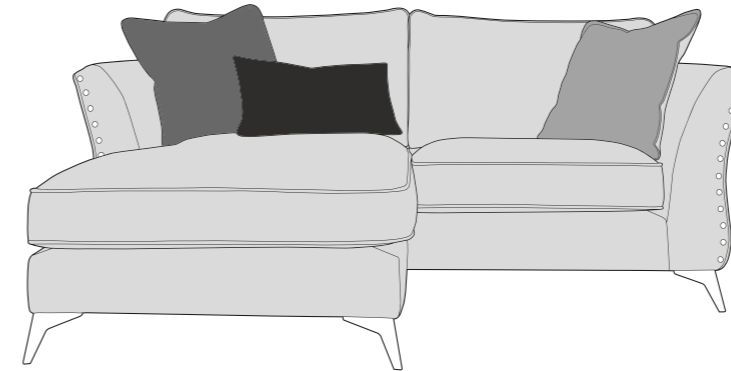
Please use this guide when ordering the following pieces to clarify cover options.

## STANDARD BACK - AVAILABLE WITH OR WITHOUT STUDS

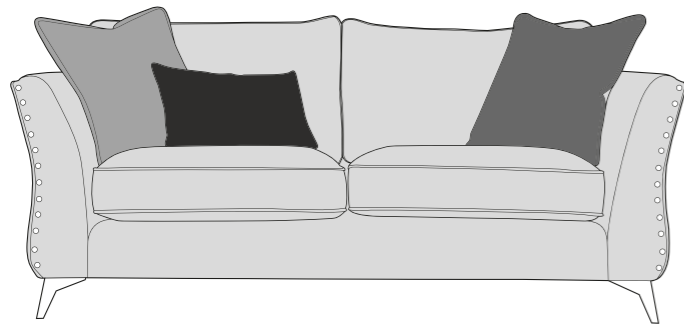
**R3P Chaise (R3V + VP)**



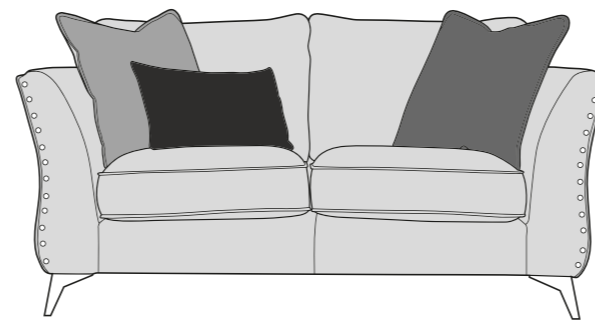
**L3P Chaise (L3V + VP)**




**3 Seater sofa (3ST)**




**2 Seater sofa (2ST)**



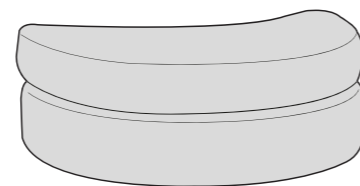
**Arm Chair (1ST)**



**Kora (Luman) Swivel Chair (SWC)**

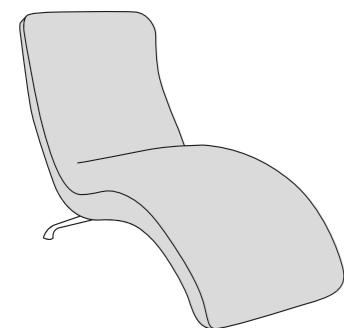


**Kora (Cuddler) Footstool (FST)**




## ACCENT PIECES

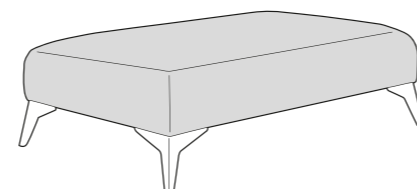
**Kora (Bliss) Lounger (ACH)**



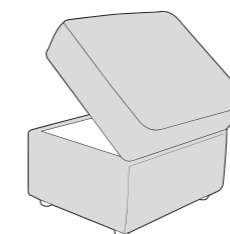
**Kora (Merlin) Accent Chair (ACH)**



**Kora (Fusion) Footstool (FST)**



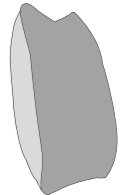
**Storage Footstool (FSS)**



-  **COVER 1**  
(BODY)
-  **COVER 2**  
(PILLOW)
-  **COVER 3**  
(SCATTER)
-  **COVER 4**  
(BOLSTER)

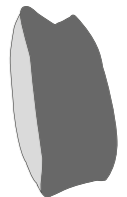
### Standard Back Scatter Cushions

Large Scatter Cushion



Flanged Edge  
Front = Cover 2  
Back = Cover 1

Large Scatter Cushion



Flanged Edge  
Front = Cover 3  
Back = Cover 1

Wrap Over Bolster



Front = Cover 4  
Back = Cover 4

**BFM** British Furniture Manufacturers  
REPRESENTING THE INDUSTRY

**A©ID**  
ANTI COPYING IN DESIGN

# KORA DIMENSIONS (CM)

AVAILABLE PIECES	HEIGHT 1	WIDTH 2	DEPTH 3	SEAT HEIGHT 4	SEAT DEPTH (STD) 5	SEAT WIDTH 6	ACCESS DIAGONAL 7	WEIGHT (KG)	SCATTER CUSHION NO.
CHAISE SOFA : L3V + VP or R3V + VP	92	212	95 (Chaise 155)	51	58 (Chaise 134)	167	252	73.5	3 (2, 1 BOLSTER)
R3V / L3V UNIT	92	212	95	51	58 (Chaise 134)	167	252	73.5	3 (2, 1 BOLSTER)
STOOL BASE (VP)	92	212	60	N/A	N/A	N/A	N/A	N/A	3 (2, 1 BOLSTER)
3 SEATER SOFA	92	212	95	51	58	167	229	61	3 (2, 1 BOLSTER)
2 SEATER SOFA	92	185	95	51	58	138	205	55	3 (2, 1 BOLSTER)
ARM CHAIR	92	112	95	51	58	65	143	37	1
KORA SWIVEL CHAIR	90	114	111	53	65	75	N/A	N/A	2
KORA CUDDLER FOOTSTOOL	39	92	69	N/A	N/A	N/A	N/A	N/A	N/A
<b>ACCENT PIECES</b>									
KORA LOUNGER	99	69	171	N/A	N/A	N/A	N/A	26.5	N/A
MERLIN ACCENT CHAIR	104	72	84	53	53	54	97	25	N/A
FUSION FOOTSTOOL	37	104	73	N/A	N/A	N/A	123	12	N/A
STORAGE FOOTSTOOL	45	63	50	N/A	N/A	N/A	75	12.5	N/A



\* Available with or without studded detail.

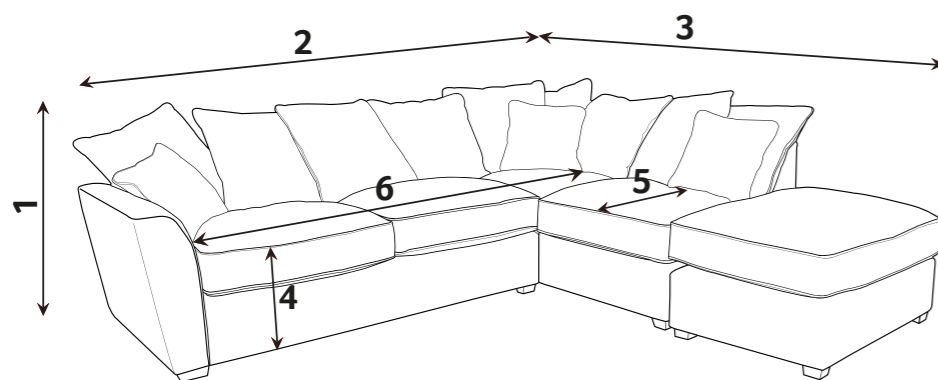
- \* Hardwood & composite board frame.
- \* Dowelled, screwed, glued & stapled joinery.
- \* Copper & Chrome foot options.

- \* Award winning foamflex seat interior with 5 year guarantee.
- \* Fibre Filled backs for added comfort.
- \* Feather filled scatter cushions & bolster included for added comfort.

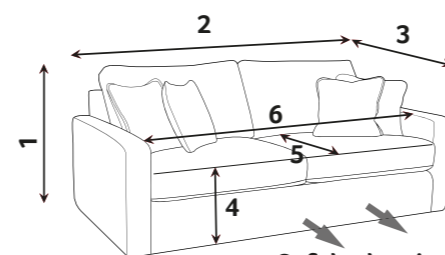


- \* Serpentine seat springs & silent wire.
- \* Superloop back springs.

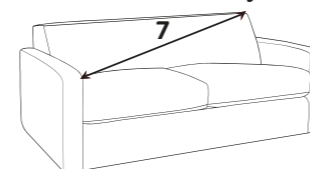
## DIMENSION GUIDE



- 1 - HEIGHT
- 2 - WIDTH
- 3 - DEPTH
- 4 - SEAT HEIGHT
- 5 - SEAT DEPTH (STD & PILLOW)
- 6 - SEAT WIDTH
- 7 - DIAGONAL ACCESS



Check the diagonal access dimension to ensure furniture will fit in your home.



Illustrations used for reference only.

## foamflex

Our new expertly engineered foam seat interior gives you the comfort of fibre with the retention of foam. Our foamflex seat interiors have been granted the FIRA GOLD Award, a mark of quality under-pinning all necessary testing of the product materials, design and production techniques.

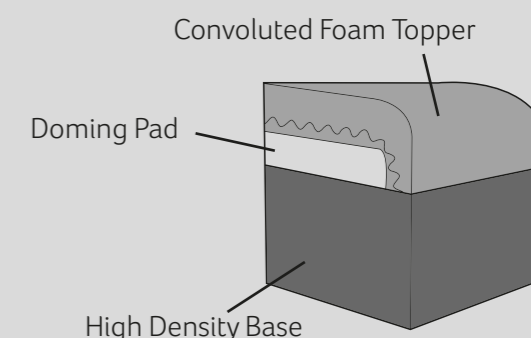
## CARE GUIDE

To improve the longevity of your hand-made furniture, we recommend rotating cushions (where applicable).

For further information on maintaining your furniture, please refer to the Care Guide located under the seat platform.



Our foamflex seat interiors have been granted the FIRA GOLD Award, a mark of quality under-pinning all necessary testing of the product materials, design and production techniques.



## FOOT OPTIONS:

Chrome



Copper



Feet may require fitting.

Please note : All dimension are approximate. Allow tolerance of +/- 2.5cm.

